



VIA Campus PLUS    VIA Campus/VIAware    VIA Connect PLUS    VIA Connect PRO    VIA GO



**Wireless Connection**

BYOD connectivity from any PC, Mac, Chromebook, or iOS & Android device

- ✓
- ✓
- ✓
- ✓
- ✓



**Powerful Content Security**

User authentication, 1024-bit data encryption, dynamic room code

- ✓
- ✓
- ✓
- ✓
- ✓



**Mobile Mirroring**

Show any content from your iOS, Android or Chromebook device on the main display

- ✓
- ✓
- ✓
- ✓
- ✓



**Full HD Video Streaming**

Stream uninterrupted full-HD wireless video (up to 1080p60), images and documents in the room or from a remote location

- ✓
- ✓
- ✓
- ✓
- ✓



**Integrated YouTube Player**

Create playlists, share videos or drag and drop any YouTube clip to your VIA app for seamless video playback

- ✓
- ✓
- ✓
- ✓
- ✓



**Do Not Disturb (DND)**

Give the presenter complete control by disabling collaboration features

- ✓
- ✓
- ✓
- ✓
- ✓



**Customizable Features**

Enable or disable features based on need

- ✓
- ✓
- ✓
- ✓
- ✓



**VIA Pad Compatible**

Touch-and-Present USB device for laptops

- ✓
- ✓
- ✓
- ✓
- ✓











**VIA Site Management (VSM)**

Monitor, control and get actionable analytics from all VIA devices on the network; schedule firmware updates, and more











- ✓
- ✓
- ✓
- ✓
- ✓



	VIA Campus PLUS	VIA Campus/ VIAware	VIA Connect PLUS	VIA Connect PRO	VIA GO
 <b>Digital Signage</b> (available as an optional license) Display dynamic content on the main display during meeting downtime	✓	✓	✓	✓*	✓
 <b>Calendar Integration</b> Display room availability on the VIA wallpaper screen by connecting a Google calendar or a Microsoft Office365 account	✓	✓	✓	✓*	✓
 <b>Streaming Output</b> Stream all collaboration activity from the main display to any H264 decoder	✓	✓	✓	✓*	
 <b>View Main Display</b> View the main display on your own device	✓	✓	✓	✓	
 <b>File Storage</b> Drag and drop files to the Files folder to share instantly with other users	✓	✓	✓	✓	
 <b>File Sharing</b> Share any size file with any number of participants	✓	✓	✓	✓	
 <b>Whiteboard</b> Annotate, illustrate and edit shared documents: touch-screen compatible	✓	✓	✓	✓	
 <b>Chat</b> Send an instant message to another participant	✓	✓	✓	✓	

\* Supported by VIA Connect PRO 2017 Edition and later editions



	VIA Campus PLUS	VIA Campus/VIAware	VIA Connect PLUS	VIA Connect PRO	VIA GO
 <b>Enable Control</b> Give a participant control over a presenter's Mac or PC laptop; enable collective document editing	✓	✓	✓	✓	
 <b>Windows PC Operating Platform</b> Can be used as an in-room Windows PC with full Windows capabilities	✓	✓			
 <b>Recording</b> Record an entire VIA video and audio session to a local video file	✓	✓			
 <b>Native ePolling</b> Offer custom e-Polling to users and produce reports	✓	✓			
 <b>Web Browser</b> Access any web browser and display content from any website	✓	✓			
 <b>Third Party Apps</b> Support for office and conferencing applications such as Microsoft Office®, Skype™ for Business, GotoMeeting®, and WebEx®	✓	✓			
 <b>4K-UHD Output</b> Present 4K-UHD content to compatible 4K-UHD displays	✓	✓			
 <b>Unified Communications</b> Combine chat, video conferencing, team collaboration, and more in one platform	✓	✓			
 <b>HDMI Input</b> Connect any HDMI source (camera, media player, PC) and present it on the main display	✓		✓		
 <b>Customizable Screen Layout</b> Determine how single or multiple presenter screens appear on your main display	✓	✓			